

Scaled data based on original data using
LM-79-08 Approved Method: Electrical and Photometric Measurements of Solid-
State Lighting Products

Test Report Prepared for
Cooper Lighting Solutions
(formerly Eaton)

Brand: McGRAW-EDISON

Report Number: P200464

Luminaire Tested: **GPC-AF-02-LED-E1-SL4-7060-HSS**

Issue Date: 3/3/2020

Test Information

Test Method: LM-79-08
Report Number: P200464
TEST IS SCALED FROM IESNA LM-79-08 TEST DATA (P24301)
Test Lab: INNOVATION CENTER P2
Issue Date: 3/3/2020
Manufacturer: COOPER LIGHTING SOLUTIONS (FORMERLY EATON)
Product Line: MCGRAW-EDISON
Catalog Number: GPC-AF-02-LED-E1-SL4-7060-HSS
Description: GALLEON PEDESTRIAN LUMINAIRE
(2) 70 CRI, 5700K, 1050mA LIGHTSQUARES WITH 16 LEDS EACH AND TYPE IV
SPILL LIGHT ELIMINATOR OPTICS WITH HOUSE SIDE SHIELD
Light Source: -
Ballast/Driver: ELECTRONIC DRIVER

Summary

Lumens per Lamp: N/A
Luminaire Lumens: 10082 lumens
Efficiency: N/A
Efficacy: 89.2 lumens/watt
Luminous Opening: Rectangular (W 1' x L: 0.5' x H: 0')
IES Classification: Type IV - Short - Semi-Cutoff
BUG Rating: B1 - U0 - G2

Input Watts (W): 113
Input Voltage (V): NR
Input Current (Ain): NR
Voltage Rise (V): NR
Power Factor: NR
Total Harmonic Distortion (THDi): NR
Frequency (hertz): 60
Stabilization Time: NR
Operation Time: NR
Ambient Temperature (°C): NR
Test Distance: 25 FT

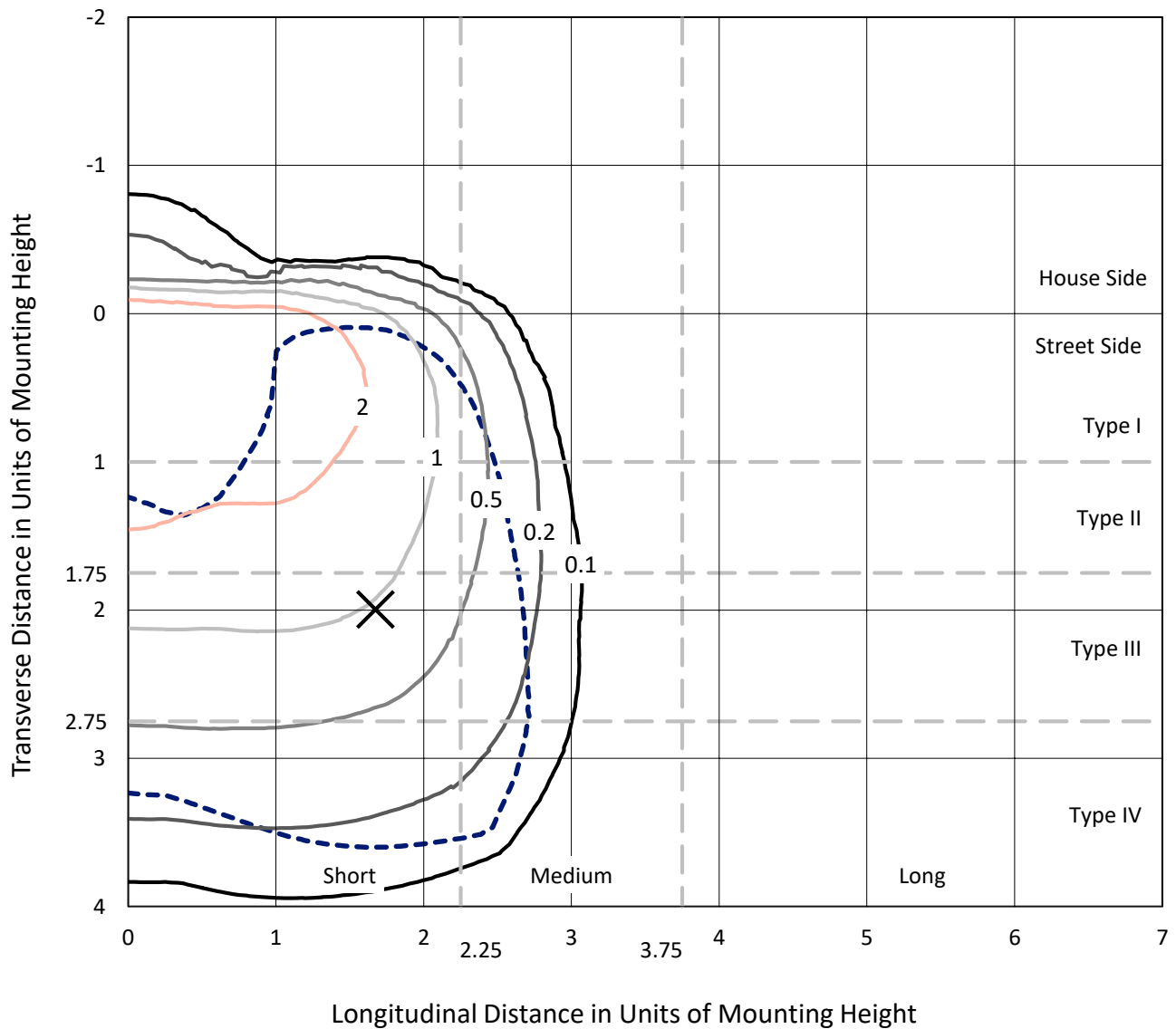


REPORT NUMBER: P200464

CATALOG NUMBER: GPC-AF-02-LED-E1-SL4-7060-HSS

Iso-Footcandle Lines of Horizontal Illumination

✕ Max cd
 - - - 1/2 Max cd

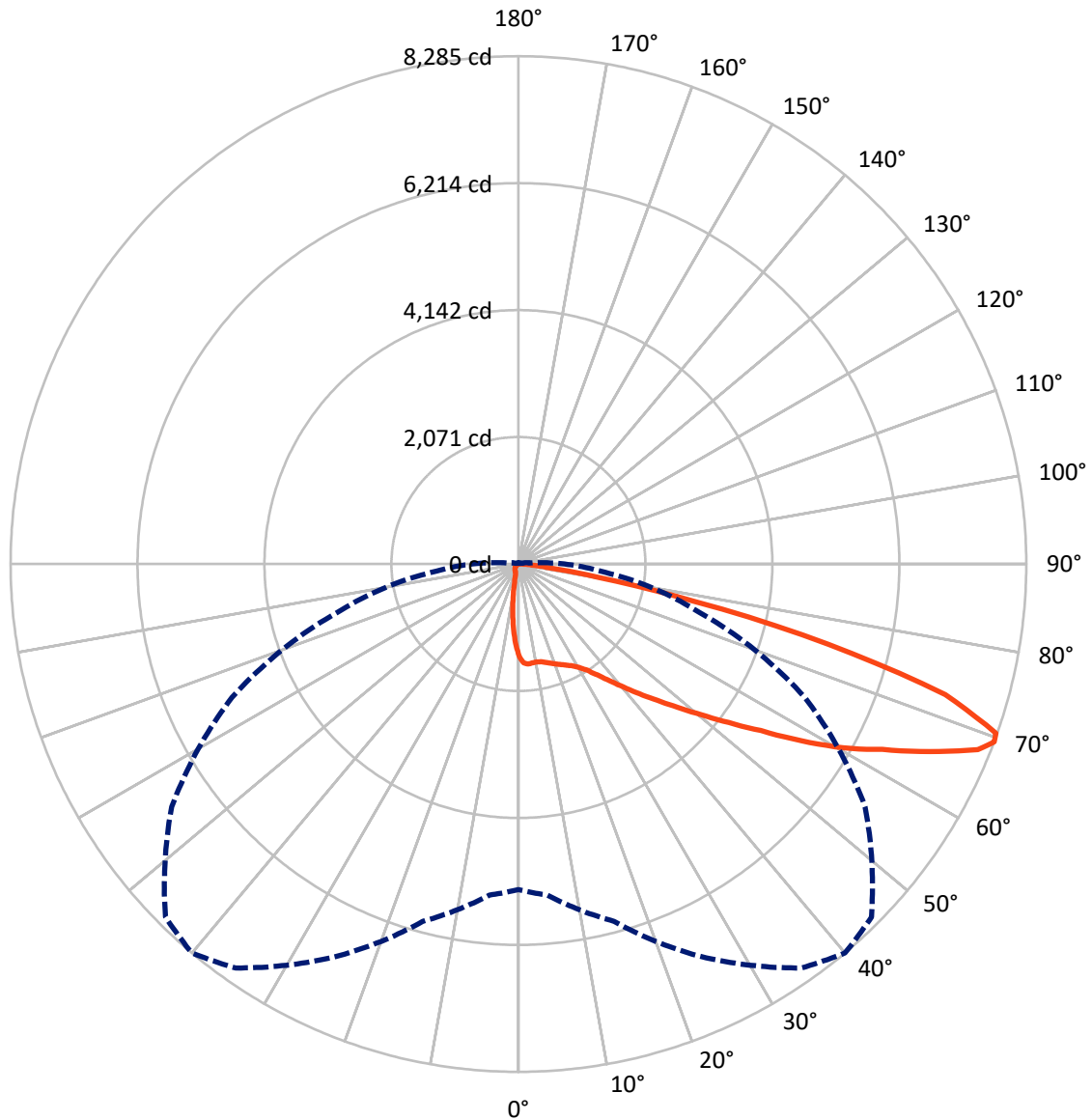


Based on 20 foot mounting height. Maximum calculated value = 4.1 fc
 Type IV - Short - Semi-Cutoff

REPORT NUMBER: P200464

CATALOG NUMBER: GPC-AF-02-LED-E1-SL4-7060-HSS

Luminous Intensity Polar Plot



— Vertical Plane Through 40-Deg Lateral - - - Horizontal Cone Through 69-Deg Vertical

REPORT NUMBER: P200464

CATALOG NUMBER: GPC-AF-02-LED-E1-SL4-7060-HSS

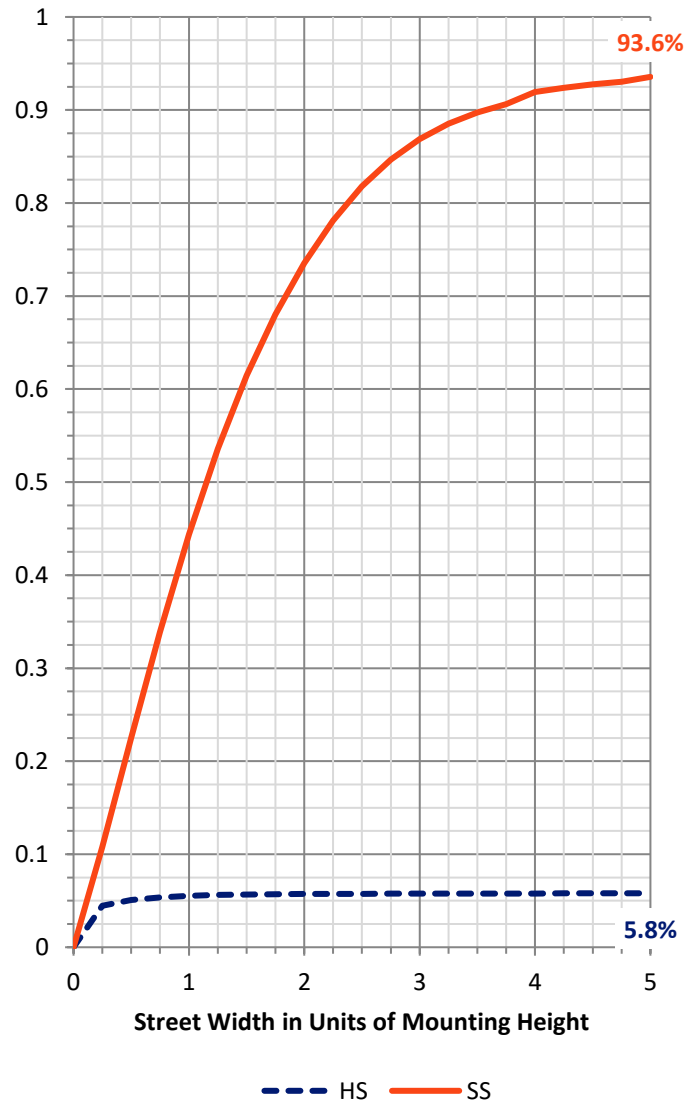
FLUX DISTRIBUTION:

		Downward	Upward	Total
House Side	Lumens	589.8	0.0	589.8
	% Fixture	5.9	0.0	5.9
Street Side	Lumens	9492.1	0.0	9492.1
	% Fixture	94.1	0.0	94.1
Total	Lumens	10082.0	0.0	10082.0
	% Fixture	100.0	0.0	100.0

Coefficient of Utilization

ZONAL LUMENS:

Zone	Lumens	% Fixture
0°-10°	122.1	1.2
10°-20°	300.3	3.0
20°-30°	505.9	5.0
30°-40°	828.1	8.2
40°-50°	1433.9	14.2
50°-60°	2258.5	22.4
60°-70°	2949.6	29.3
70°-80°	1519.2	15.1
80°-90°	164.3	1.6
90°-100°	0.0	0.0
100°-110°	0.0	0.0
110°-120°	0.0	0.0
120°-130°	0.0	0.0
130°-140°	0.0	0.0
140°-150°	0.0	0.0
150°-160°	0.0	0.0
160°-170°	0.0	0.0
170°-180°	0.0	0.0
0°-90°	10082.0	100.0
0°-180°	10082.0	100.0



REPORT NUMBER: P200464

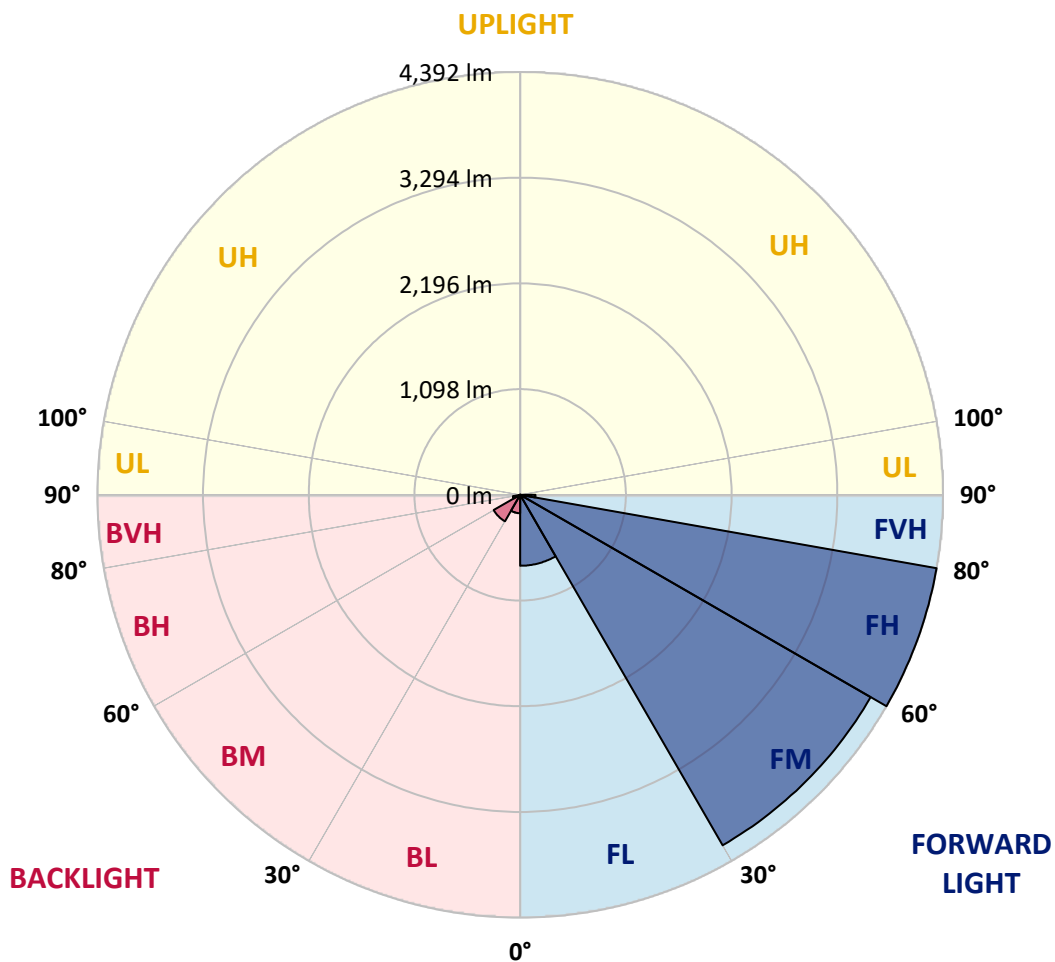
CATALOG NUMBER: GPC-AF-02-LED-E1-SL4-7060-HSS

LUMINAIRE CLASSIFICATION SYSTEM LUMEN TABLE AND BUG RATING:

Zone		Lumens	% Fixture	Zone Rating/Lumen Limit		
				B	U	G
FL	(0°-30°)	737.3	7.3			
FM	(30°-60°)	4203.6	41.7			
FH	(60°-80°)	4392.1	43.6			G2/5000
FVH	(80°-90°)	159.2	1.6			G2/225
BL	(0°-30°)	191.1	1.9	B1/500		
BM	(30°-60°)	317.0	3.1	B1/1000		
BH	(60°-80°)	76.6	0.8	B0/110		G0/110
BVH	(80°-90°)	5.2	0.1			G0/10
UL	(90°-100°)	0.0	0.0		U0/0	
UH	(100°-180°)	0.0	0.0		U0/0	

BUG Rating: B1-U0-G2

Type IV Short





REPORT NUMBER: P200464

CATALOG NUMBER: GPC-AF-02-LED-E1-SL4-7060-HSS

CANDELA DISTRIBUTION (FULL):

	0°	5°	15°	25°	35°	40°	45°	55°	65°	75°	85°
0°	1506.3	1506.3	1506.3	1506.3	1506.3	1506.3	1506.3	1506.3	1506.3	1506.3	1506.3
2.5°	1653.9	1644.9	1639.5	1632.3	1623.3	1615.5	1612.5	1590.3	1569.3	1540.5	1507.5
5°	1684.5	1681.5	1671.9	1662.3	1651.5	1639.5	1632.9	1606.5	1576.5	1534.5	1476.9
7.5°	1687.5	1683.9	1671.9	1658.7	1643.7	1629.3	1617.9	1591.5	1563.9	1521.3	1451.1
10°	1682.7	1678.5	1669.5	1655.1	1636.5	1622.7	1611.3	1586.1	1562.7	1524.3	1446.3
12.5°	1677.3	1673.1	1668.9	1661.7	1645.5	1635.9	1626.3	1602.3	1581.3	1548.9	1463.7
15°	1682.7	1680.3	1685.1	1682.1	1673.1	1664.7	1655.1	1633.5	1614.3	1587.3	1495.5
17.5°	1705.5	1705.5	1720.5	1722.3	1713.9	1701.9	1688.1	1666.5	1650.3	1627.5	1533.3
20°	1759.0	1757.2	1776.4	1780.0	1759.6	1740.9	1720.5	1694.1	1681.5	1667.1	1570.5
22.5°	1850.8	1842.4	1853.8	1850.2	1810.0	1781.2	1756.0	1723.5	1716.9	1710.3	1611.9
25°	1970.2	1965.4	1973.2	1937.8	1867.0	1828.0	1798.0	1761.4	1761.4	1768.0	1658.7
27.5°	2143.6	2125.6	2099.2	2036.8	1930.6	1880.8	1848.4	1809.4	1819.6	1844.2	1720.5
30°	2321.3	2301.5	2240.9	2144.8	2008.0	1955.8	1918.0	1877.2	1901.2	1946.2	1803.4
32.5°	2496.5	2474.3	2388.5	2267.3	2119.0	2066.8	2030.2	1985.2	2025.4	2101.0	1924.6
35°	2666.3	2646.5	2547.5	2404.7	2266.7	2223.4	2189.8	2150.8	2202.4	2308.1	2095.6
37.5°	2857.2	2835.6	2714.9	2560.1	2446.1	2414.9	2390.3	2351.3	2441.3	2596.1	2333.9
40°	3091.8	3055.2	2892.6	2738.4	2653.7	2638.7	2621.9	2616.5	2756.4	2970.6	2651.3
42.5°	3360.7	3300.7	3078.6	2926.2	2881.8	2892.6	2888.4	2912.4	3150.6	3436.3	3037.8
45°	3629.5	3552.1	3285.7	3126.6	3132.6	3170.4	3193.8	3289.9	3644.5	3970.4	3453.7
47.5°	3857.6	3781.4	3484.3	3343.3	3415.3	3489.7	3553.3	3735.2	4152.2	4496.1	3777.2
50°	4052.6	3980.6	3694.9	3581.5	3743.6	3863.6	3966.8	4236.3	4698.3	4896.4	4004.0
52.5°	4212.2	4164.2	3913.4	3854.6	4118.6	4294.5	4445.7	4768.6	5182.0	5221.6	4180.4
55°	4367.7	4333.5	4148.0	4179.2	4559.1	4798.6	4990.0	5333.3	5598.5	5492.9	4349.7
57.5°	4546.5	4515.3	4415.7	4590.9	5138.2	5439.5	5648.3	5833.8	5965.2	5770.2	4509.3
60°	4729.0	4710.9	4713.3	5048.2	5803.2	6092.4	6207.6	6255.7	6325.3	6031.2	4518.3
62.5°	4903.0	4937.2	5053.6	5557.1	6439.9	6661.9	6720.2	6767.6	6685.9	6072.6	4174.4
65°	5197.6	5253.5	5531.3	6238.3	7140.2	7377.9	7437.9	7275.3	6743.0	5537.3	3395.5
67.5°	5341.7	5443.7	5939.4	6873.2	7819.6	8083.6	8061.4	7308.3	6051.0	4222.4	2179.0
69°	5311.7	5420.3	6033.6	7067.6	8045.2	8284.7	8143.6	6904.4	5155.0	3058.8	1337.7
70°	5192.8	5302.7	5985.0	7060.4	8074.0	8263.7	7991.2	6405.7	4358.7	2236.6	836.6
72.5°	4336.5	4431.3	5313.5	6381.7	7437.9	7283.7	6685.3	4437.9	2123.8	609.1	188.4
75°	2669.3	2722.1	3812.6	4807.6	5617.7	5221.6	4454.1	2207.8	633.1	172.2	104.4
77.5°	1410.3	1434.3	2087.2	2833.8	3561.1	2946.6	2282.9	861.2	291.7	108.0	75.6
80°	833.6	851.6	1124.0	1295.7	1541.1	1287.3	912.8	528.7	208.8	67.8	67.2
82.5°	477.1	488.5	815.0	720.1	607.3	518.5	454.3	501.1	125.4	45.6	69.6
85°	175.2	177.6	458.5	547.9	361.3	214.8	225.6	415.3	33.6	28.8	54.6
87.5°	81.6	79.8	235.8	335.5	211.2	136.2	175.8	91.2	13.2	18.6	15.0
90°	0.0	0.0	0.0	0.0	0.0	0.0	0.0	0.0	0.0	0.0	0.0



REPORT NUMBER: P200464

CATALOG NUMBER: GPC-AF-02-LED-E1-SL4-7060-HSS

CANDELA DISTRIBUTION (continued):

	90°	95°	105°	115°	125°	135°	145°	155°	165°	175°	180°
0°	1506.3	1506.3	1506.3	1506.3	1506.3	1506.3	1506.3	1506.3	1506.3	1506.3	1506.3
2.5°	1488.3	1466.1	1425.9	1384.5	1342.5	1310.1	1278.3	1253.1	1244.7	1229.0	1230.2
5°	1442.7	1401.9	1317.9	1232.6	1143.8	1070.6	1001.6	945.8	918.8	891.2	891.2
7.5°	1403.1	1343.7	1212.2	1073.6	930.2	809.6	700.9	619.3	574.3	538.3	537.7
10°	1388.1	1307.7	1124.0	925.4	725.5	561.1	432.1	349.3	306.7	279.1	277.9
12.5°	1394.7	1295.1	1056.2	788.6	537.7	360.7	250.3	196.8	178.8	170.4	170.4
15°	1413.9	1291.5	988.4	654.7	379.9	225.6	166.2	151.8	150.6	150.6	150.6
17.5°	1437.3	1292.7	918.8	524.5	258.7	161.4	143.4	141.6	142.8	142.8	142.8
20°	1461.3	1293.3	843.8	403.9	182.4	140.4	135.0	134.4	135.6	135.6	136.2
22.5°	1490.7	1296.3	768.8	301.9	150.6	132.6	128.4	128.4	129.0	129.0	128.4
25°	1524.3	1302.3	690.7	223.8	137.4	127.2	123.6	123.0	123.6	123.0	122.4
27.5°	1566.3	1310.7	603.7	175.2	131.4	121.8	118.8	118.8	118.2	117.6	117.0
30°	1619.1	1320.3	505.9	148.8	125.4	117.0	114.0	113.4	112.8	111.6	111.6
32.5°	1699.5	1341.3	409.3	135.0	118.8	110.4	108.0	108.0	106.8	105.6	105.0
35°	1823.2	1382.7	322.9	126.6	111.6	103.2	100.2	100.2	99.0	98.4	97.8
37.5°	1994.2	1445.7	250.9	118.8	104.4	95.4	92.4	91.8	90.6	89.4	88.8
40°	2221.6	1523.7	197.4	111.6	97.2	87.6	85.2	84.0	81.6	79.8	79.8
42.5°	2507.3	1612.5	160.2	103.8	88.8	80.4	78.6	76.8	72.6	70.8	70.2
45°	2806.2	1692.3	135.6	94.8	80.4	73.2	72.0	69.0	63.6	61.8	61.8
47.5°	3021.6	1710.9	119.4	86.4	72.6	65.4	64.8	59.4	54.6	53.4	52.8
50°	3156.0	1674.3	106.2	78.0	65.4	58.2	56.4	49.8	46.8	45.6	45.0
52.5°	3246.7	1608.9	95.4	70.8	58.8	51.6	47.4	42.6	40.2	39.0	39.0
55°	3319.3	1516.5	84.6	64.2	53.4	46.2	40.2	36.6	34.2	33.0	33.0
57.5°	3339.7	1391.1	73.8	58.8	48.0	40.8	34.2	31.8	28.8	28.2	28.2
60°	3191.4	1164.8	65.4	52.2	43.2	35.4	30.0	27.0	24.0	23.4	22.8
62.5°	2800.8	901.4	57.6	46.2	37.8	30.6	25.8	22.2	19.8	19.8	19.8
65°	2136.4	604.3	50.4	40.2	33.0	25.8	22.2	18.0	16.8	16.8	17.4
67.5°	1278.9	328.9	43.2	34.2	28.2	21.6	18.6	15.6	15.0	15.6	15.6
69°	749.6	193.2	39.0	30.6	24.6	19.2	16.2	13.8	15.0	15.6	15.6
70°	462.7	130.2	36.0	27.6	22.2	17.4	15.0	13.2	14.4	15.0	15.0
72.5°	129.0	67.2	28.8	21.6	18.0	14.4	12.0	12.0	13.8	14.4	14.4
75°	84.0	49.8	22.2	16.2	13.8	11.4	10.2	11.4	13.2	13.8	13.8
77.5°	69.6	40.8	18.0	13.2	11.4	10.8	9.6	10.2	12.0	12.6	12.6
80°	63.6	28.8	14.4	12.0	10.2	9.6	9.0	8.4	10.8	11.4	11.4
82.5°	60.6	22.8	12.6	10.8	9.6	8.4	7.8	8.4	9.6	10.2	10.8
85°	37.8	15.0	11.4	10.2	8.4	7.8	7.8	7.8	9.0	9.6	9.6
87.5°	13.8	12.0	10.2	8.4	7.2	7.2	7.2	7.2	7.8	9.0	9.0
90°	0.0	0.0	0.0	0.0	0.0	0.0	0.0	0.0	0.0	0.0	0.0

(END OF REPORT)